












# Swivel castor: JTPN 0752 6000



## Technical data

Diameter		75 mm
Wheel width		36 mm
Hub length		45 mm
Height		108 mm
Offset		40 mm
Top plate dimensions		105 x 86 mm
Top plate hole diameter		9 mm
Dist. between holes		80/77 x 60 mm
Brake swivel radius		115 mm
Load capacity		400 kg
Weight		1.08 kg

## Technical description

Swivel fork of deep drawn zinc-coated steel Swivel bearing with double ball raceways and sealing an extra sturdy

plate (4 mm) and fork legs (3.5 mm) for even higher load capacity



## Wheel

Polyamide wheel with two deep groove ball bearings