








Swivel castor:

JTAU 1255 6150 R



## Technical data

Diameter		125 mm
Wheel width		40 mm
Height		151 mm
Offset		43 mm
Bolt hole diameter		12 mm
Brake swivel radius		134 mm
Load capacity		250 kg

## Technical description

Swivel fork of deep drawn zinc-coated steel Swivel bearing with double ball raceways and sealing an extra sturdy

plate (4 mm) and fork legs (3.5 mm) for even higher load capacity



## Wheel

Aluminium wheels with bonded-on polyurethane tyre (Shore A 92) with two deep groove ball bearings and steel collar bushes external diameter 15/20/25 mm to internal 8/10/12 mm. Operating temperatures from -20°C to + 80°C