






Wheel:

WHAU 1252 6150 R



## Technical data

Diameter		125 mm
Wheel width		40 mm
Hub length		50 mm
Wheel axle diameter		15/08 mm
Load capacity		400 kg



## Wheel

Aluminium wheels with bonded-on round polyurethane tyre (Shore A 92) with two deep groove ball bearings and steel collar bushes external diameter 15/20/25 mm to internal 8/10/12 mm. Operating temperatures from -20°C to + 80°C