







Wheel:

W250RU2Q



## Technical data

Diameter		250 mm
Tread width		75 mm
Hub length		76 mm
Wheel axle diameter		30 mm
Load capacity		1020 kg
Weight		5 kg



## Wheel

Wheels with black rubber tyres, molded to cast iron centers under heat and pressure to give tough, durable bond and have the ability to withstand reasonable rough service conditions. Operating temperatures from -40°C to + 80°C