







Swivel castor with wheel locking brake:

287b 00G050x KS02

On request



Technical data

Diameter		50 mm
Tread width		2x11 mm
Height		56 mm
Offset		17 mm
Stem size		11x20 mm
Load capacity		40 kg

Technical description

housing and wheel made of polyamide (PA)
 attachments zinc-plated
 hard running surface (for soft floors)

Wheel

polyamide black
 plain bearing