







Swivel castor with wheel locking brake:

287b 00G125x KS03

On request



Technical data

Diameter		125 mm
Tread width		2x20 mm
Height		135 mm
Offset		50 mm
Stem size		11x30 mm
Load capacity		80 kg

Technical description

housing and wheel made of polyamide (PA)
 attachments zinc-plated
 hard running surface (for soft floors)

Wheel

polyamide black
 plain bearing