












Swivel castor with total brake mounted in front:

**BTRG 2003 6443**



## Technical data

|                         |   |              |
|-------------------------|---|--------------|
| Diameter                |    | 200 mm       |
| Wheel width             |    | 50 mm        |
| Hub length              |    | 64 mm        |
| Height                  |    | 238 mm       |
| Offset                  |    | 53 mm        |
| Wheel axle diameter     |    | 20 mm        |
| Top plate dimensions    |    | 135 x 110 mm |
| Top plate hole diameter |  | 11 mm        |
| Dist. between holes     |  | 105x80/75 mm |
| Load capacity           |  | 380 kg       |
| Weight                  |  | 4.12 kg      |

## Technical description

Swivel fork of deep drawn zinc-coated steel

Swivel bearing with double ball raceways and sealing

with total lock brake and an extra sturdy

plate (4 mm) and fork legs (3.5 mm)

for even higher load capacity



## Wheel

Glass fibre reinforced polyamide wheel with grey rubber tyre

(Shore A 65) with two deep groove ball bearings