







Wheel:

WPPE 1603 5012 (Ecoforma)



## Technical data

Diameter		160 mm
Wheel width		40 mm
Hub length		64 mm
Wheel axle diameter		12 mm
Load capacity		200 kg
Weight		0.475 kg



## Wheel

Polypropylene wheel centre with grey thermoplastic rubber tyre (Ecoforma - Shore A 65-70) and a sealed precision ball bearing