







Swivel castor:

288a 34G050v KS02

On request



Technical data

Diameter		50 mm
Tread width		2x11 mm
Height		56 mm
Offset		17 mm
Stem size		11x20 mm
Load capacity		40 kg

Technical description

housing and wheel made of polyamide (PA-RAL 7035)

attachments zinc-plated

Wheel

wheel bandage of polyurethane (PU-RAL 7015)

soft running surface (for hard floors)