










Swivel castor:

GML-41C-P60 (Serie/s GM)

ASO



Technical data

Diameter		100 mm
Tread width		25 mm
Hub length		30 mm
Height		122 mm
Offset		25 mm
Top plate dimensions		60x60 mm
Top plate hole diameter		6,5 mm
Dist. between holes		38x38-48x48 mm
Brake swivel radius		75 mm
Load capacity		75 kg

Technical description

sheet steel metal housing

swivel bearing with double ball race

zinc passivated



Wheel

TPE tread (Shore A 87)

polypropylene wheel body

thread guard

ball bearing

non-oiling

on request further variants available