









Swivel castor:

DSL-31C-L10 (Serie/s DS)



## Technical data

Diameter		75 mm
Tread width		2x25 mm
Hub length		60 mm
Height		99 mm
Offset		30 mm
Bolt hole diameter		10 mm
Brake swivel radius		68 mm
Load capacity		100 kg



## Wheel

double wheel

TPE tread (Shore A 87)

polypropylene wheel body

thread guard

ball bearing

non-oiling