











Swivel castor:

DSL-31C-P77 (Serie/s DS)



## Technical data

Diameter		75 mm
Tread width		2x25 mm
Hub length		60 mm
Height		103 mm
Offset		30 mm
Top plate dimensions		77x66 mm
Top plate hole diameter		8,5 mm
Dist. between holes		61x51/56x46 mm
Brake swivel radius		68 mm
Load capacity		100 kg

## Technical description

sheet steel metal housing

swivel bearing with double ball race

zinc passivated



## Wheel

double wheel

TPE tread (Shore A 87)

polypropylene wheel body

thread guard

ball bearing

non-oiling