









Swivel castor:

GML-41G-P60 (Serie/s GM)



Technical data

| | | |
|-------------------------|---|----------------|
| Diameter |  | 100 mm |
| Tread width |  | 25 mm |
| Hub length |  | 30 mm |
| Height |  | 122 mm |
| Offset |  | 25 mm |
| Top plate dimensions |  | 60x60 mm |
| Top plate hole diameter |  | 6,5 mm |
| Dist. between holes |  | 38x38-48x48 mm |
| Brake swivel radius |  | 75 mm |
| Load capacity |  | 75 kg |



Wheel

TPE tread (Shore A 87)

polypropylene wheel body

thread guard

plain bearing

non-oiling

on request further variants available