








Swivel castor with central/directional total brake:

305007901M (TWINTECH)



## Technical data

Diameter		125 mm
Tread width		75 mm
Wheel width		2x18 mm
Height		139 mm
Offset		105 mm
Stem size		32x52 mm
Load capacity		135 kg

## Technical description

Pressure die cast aluminium body for light weight and high load capacity

Low rolling friction and force to initiate motion

Suitable for cleaning in disinfection cabins

Dust and splash-proof

Integrated switching mechanism with central total and directional lock

Permanent grease filling in the switching mechanism

Also available with other wheel variants, colours and long stem 28x98 mm



## Wheel

Wheel centre nylon

Polyurethane tread (90 Sh A)

Precision ball bearing

Available also in conductive version