








Swivel castor with central total brake:

305002505 (TWINTECH)



## Technical data

|               |   |          |
|---------------|---|----------|
| Diameter      |    | 125 mm   |
| Tread width   |    | 75 mm    |
| Wheel width   |    | 2x18 mm  |
| Height        |    | 148 mm   |
| Offset        |   | 105 mm   |
| Stem size     |  | 25x30 mm |
| Load capacity |  | 135 kg   |

## Technical description

Pressure die cast aluminium body for light weight and high load capacity

Low rolling friction and force to initiate motion

Suitable for cleaning in disinfection cabins

Dust and splash-proof

Integrated switching mechanism with central total lock

Permanent grease filling in the switching mechanism

Also available with other wheel variants, colours and solid metal stem



## Wheel

Wheel centre nylon

Polyurethane tread (90 Sh A)

Precision ball bearing

Available also in conductive version