

Swivel castor:









441a 14R125d ZPH

On request

RHOMBUS 



## Technical data

Diameter		125 mm
Tread width		27 mm
Height		152 mm
Offset		32 mm
Top plate dimensions		104x80 mm
Top plate hole diameter		9 mm
Dist. between holes		72x52/80x60 mm
Load capacity		140 kg

## Technical description

stable sheet steel design and proven technology

easy running double ball bearing for good manoeuvrability

wide choice of wheels for different areas of application



## Wheel

elastic solid rubber tyre blue (Shore A 70)

vulcanised firmly on plastic wheel centre black

roller bearing