










Swivel castor with total brake mounted behind:

441h 08R100c ZPH



## Technical data

Diameter		100 mm
Tread width		22 mm
Height		128 mm
Offset		34 mm
Top plate dimensions		104x80 mm
Top plate hole diameter		9 mm
Dist. between holes		72x52/80x60 mm
Load capacity		70 kg
Weight		965 g

## Technical description

stable sheet steel design and proven technology

easy running double ball bearing for good manoeuvrability

wide choice of wheels for different areas of application



## Wheel

solid rubber tyre black (Shore A 80)

sheet steel metal rim zinc passivated

roller bearing