










Swivel castor:

441a 07R125c ZPH



Technical data

Diameter		125 mm
Tread width		22 mm
Height		152 mm
Offset		32 mm
Top plate dimensions		104x80 mm
Top plate hole diameter		9 mm
Dist. between holes		72x52/80x60 mm
Load capacity		100 kg
Weight		890 g

Technical description

stable sheet steel design and proven technology

easy running double ball bearing for good manoeuvrability

wide choice of wheels for different areas of application



Wheel

solid rubber tyre black (Shore A 80)

plastic wheel centre

roller bearing