










Swivel castor with total brake mounted behind:

441h 07R080c ZPH



Technical data

Diameter		80 mm
Tread width		20 mm
Height		107 mm
Offset		34 mm
Top plate dimensions		104x80 mm
Top plate hole diameter		9 mm
Dist. between holes		72x52/80x60 mm
Load capacity		50 kg
Weight		740 g

Technical description

stable sheet steel design and proven technology

easy running double ball bearing for good manoeuvrability

wide choice of wheels for different areas of application



Wheel

solid rubber tyre black (Shore A 80)

plastic wheel centre

roller bearing