










Swivel castor with total brake mounted in front:

441i 00R150p ZPK



## Technical data

Diameter		150 mm
Tread width		45 mm
Height		192 mm
Offset		48 mm
Top plate dimensions		138x109 mm
Top plate hole diameter		11 mm
Dist. between holes		105x75/80 mm
Load capacity		225 kg
Weight		2172 g

## Technical description

stable sheet steel design and proven technology

easy running double ball bearing for good manoeuvrability

wide choice of wheels for different areas of application



## Wheel

polyamide white

roller bearing