









Swivel castor with total brake mounted in front:

441i 00R200p ZPK

RHOMBUS 



## Technical data

Diameter		200 mm
Tread width		50 mm
Height		237 mm
Offset		58 mm
Top plate dimensions		138x109 mm
Top plate hole diameter		11 mm
Dist. between holes		105x75/80 mm
Load capacity		300 kg

## Technical description

stable sheet steel design and proven technology

easy running double ball bearing for good manoeuvrability

wide choice of wheels for different areas of application



## Wheel

polyamide white

roller bearing